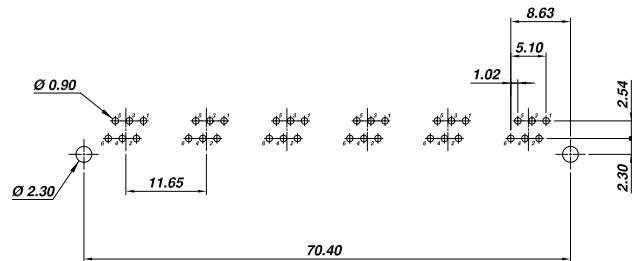
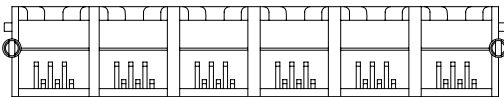
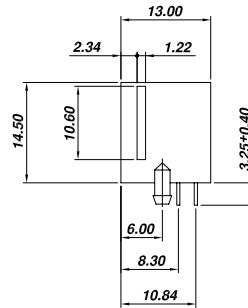
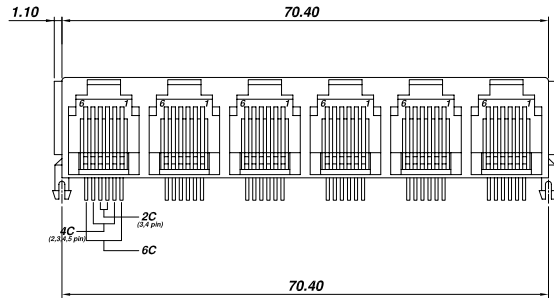


RoHS Compliant



PCB LAYOUT  
(Top View)

**SPECIFICATION :**

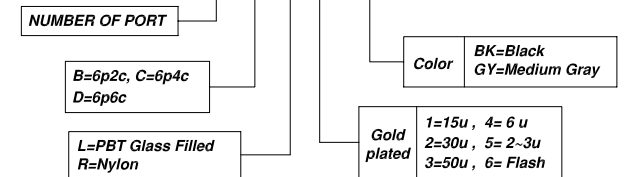
**1. Electrical Char.**

- Insulation Resistance : 500M-Ohm Min. 500V DC. for 1 minute.
- Contact Resistance : 30milli-Ohm Max.
- Rating Current : 1.5A Max.
- Rating Voltage : 150V AC.
- Dielectric Voltage : 1,000 Vrms at 1MA 60 Sec. Min.

**2. Physical char.**

- Housing (Option) : For Waving Soldering Process
  - PBT Glass Filled (UL 94V-0),Soldering Temperature:235°C for 5 Sec.
  - Nylon (UL 94V-0),Soldering Temperature:260°C for 5 Sec.
- Color : Black Color
- Spring Wire :
  - 0.45mm Dia Phosphor Bronze Gold Plating Over Nickel
- Temperature Range : - 40°C / +85°C
- Durability : 750 Mating cycles Min.

**AJ-026-16-6-X-XX-XX**



**ALLSUN CORPORATION**

9FL,NO.292 SEC.7 CHENG TEH ROAD.TAIPEI TAIWAN.  
E - mail Address : [allsun@globalsources.com](mailto:allsun@globalsources.com)

**TITLE**  
1x6 6 POSITIONS  
MINI LOW PROFILE GANG JACK  
UL & cUL FILE NO. E131820

**MODULAR JACKS ASSY FOR  
AJ-026-16-6-X-XX-XX**

**SCALE SIZE DWG. NO. 9650 SERIES**

DWG. NO.

**AST026A09-1**

NOT SCALED DRAWING	TOLERANCE UNLESS OTHERWISE NOTICE	INCH	MM	DR. <i>Steven</i>	DATE <b>MAY-31 '13</b>
THIRD ANGLE PROJECTION	LINEAR	.00±0.01 .000±0.005 .0000±0.002	.00±0.25 .000±0.13 .0000±0.05	CK'D <i>Johnn</i>	<b>MAY-31 '13</b>
	ANGLE +0° 30'	RADII	+0.45 -0.15	APP'D <i>Billy</i>	<b>MAY-31 '13</b>