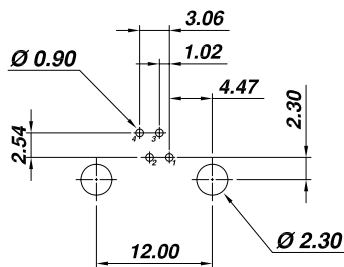
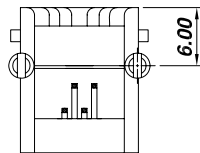
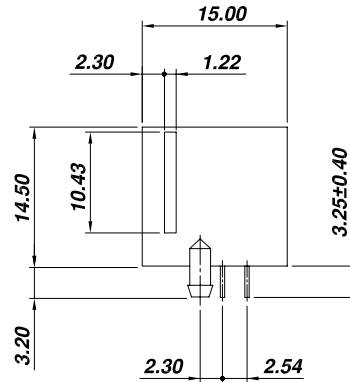
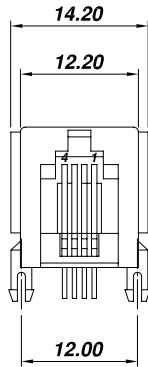


RoHS Compliant



PCB LAYOUT  
(Top View)

**SPECIFICATION :**

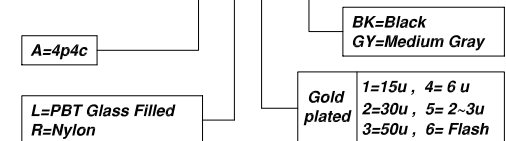
**1. Electrical Char.**

- Insulation Resistance : 500M-Ohm Min. 500V DC. for 1 minute.
- Contact Resistance : 30milli-Ohm Max.
- Rating Current : 1.5A Max.
- Rating Voltage : 150V AC.
- Dielectric Voltage : 1,000 Vrms at 1MA 60 Sec. Min.

**2. Physical char.**

- Housing (Option) : For Waving Soldering Process
  - PBT Glass Filled (UL 94V-0),Soldering Temperature:235°C for 5 Sec.
  - Nylon (UL 94V-0),Soldering Temperature:260°C for 5 Sec.
- Color : Black / Medium Gray Color
- Spring Wire :
  - 0.45mm Dia Phosphor Bronze Gold Plating Over Nickel
- Temperature Range : - 40°C / +85°C
- Durability : 750 Mating cycles Min.

**AJ-010-4-A-XX-XX**



**ALLSUN CORPORATION**

9FL,NO.292 SEC.7 CHENG TEH ROAD.TAIPEI TAIWAN.  
E - mail Address : [allsun@globalsources.com](mailto:allsun@globalsources.com)

**TITLE**

**RJ11 Mini Low Profile PCB Jack  
UL & cUL FILE NO. E131820**

MODULAR JACKS ASSY FOR

**AJ-010-4-A-XX-XX**

SCALE SIZE DWG. NO. 9604 SERIES

DWG. NO.

**AST010A01-1**

NOT SCALED DRAWING	TOLERANCE UNLESS OTHERWISE NOTICE	INCH	MM	DR.	DATE
	LINEAR	$.00 \pm 0.01$ $.000 \pm 0.005$ $.0000 \pm 0.002$	$.00 \pm 0.25$ $.000 \pm 0.13$ $.0000 \pm 0.05$	<i>Steven</i> CK'D <i>Johnn</i> APP'D <i>Billy</i>	MAY-31 '13 MAY-31 '13 MAY-31 '13
	ANGLE +0° 30'	RADII	+0.45 -0.15		